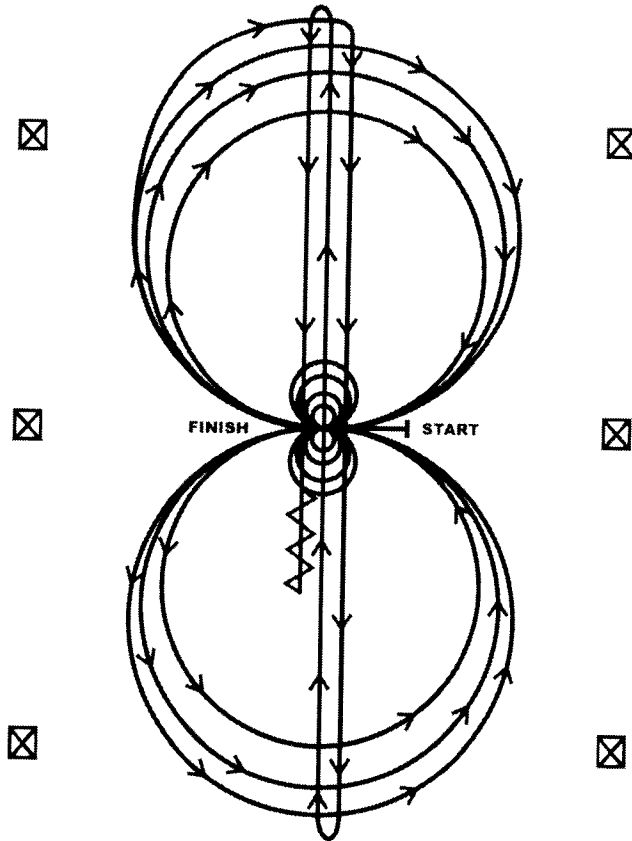


Dal Worth ApHC Summer Sizzler

All Reining

Show Date: 08-23-2024

REINING PATTERN 2



Horses may walk or jog to the center of arena. Horses must walk or stop prior to starting pattern. Beginning at the center of the arena facing the left wall or fence.

1. Beginning on the right lead, complete three circles to the right: the first circle small and slow; the next two circles large and fast. Change leads at the center of the arena.
2. Complete three circles to the left: the first circle small and slow; the next two circles large and fast. Change leads at the center of the arena.
3. Continue around previous circle to the right. At the top of the circle, run down the middle to the far end of the arena past the end marker and do a right rollback—no hesitation.
4. Run up the middle to the opposite end of the arena past the end marker and do a left rollback—no hesitation.
5. Run past the center marker and do a sliding stop. Back up to the center of the arena or at least ten feet (three meters). Hesitate.
6. Complete four spins to the right. Hesitate.
7. Complete four spins to the left. Hesitate to demonstrate the completion of the pattern.

Pattern Provided by:

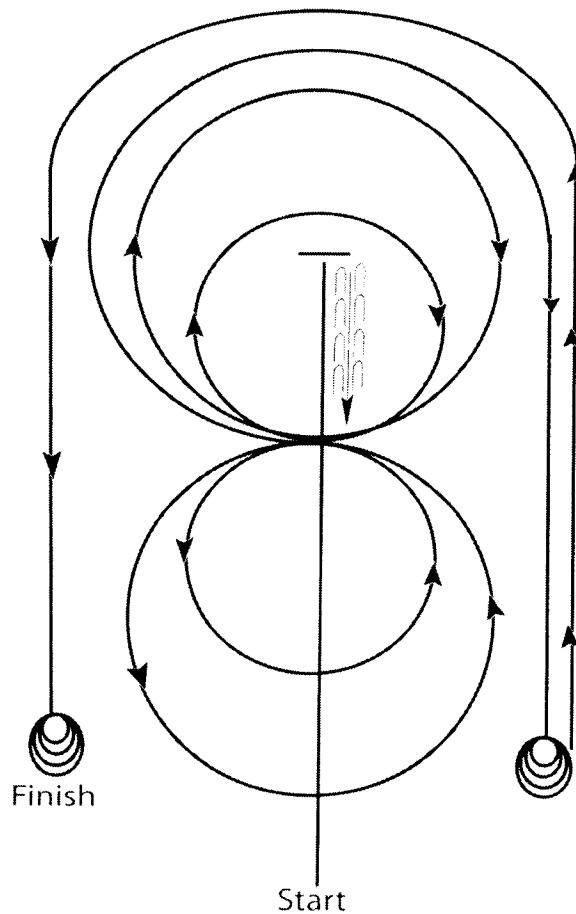
The Judges

[R/AQHAP-2]

Dal Worth ApHC Summer Sizzler

Boxing & Working Cowhorse

Show Date: 08-23-2024



Pattern 1

1. Start at end of arena. Run down middle past center marker to a sliding stop.
2. Back at least 10 feet to center. 1/4 turn left.
3. Pickup right lead, big fast circle, small slow circle.
4. Change leads to left, big fast circle, small slow circle.
5. Change leads to right, do not close this circle.
6. Run around end of arena and down the side (approximately 20 feet from fence) past center marker and come to a sliding stop.
7. Complete 3 1/2 turns to the right.
8. Continue back down side and end of arena to other side (approximately 20 feet from fence) go past center marker and come to a sliding stop.
9. Complete 3 1/2 turns to the left.
10. Hesitate to complete pattern.

[NRCHAWC/1]

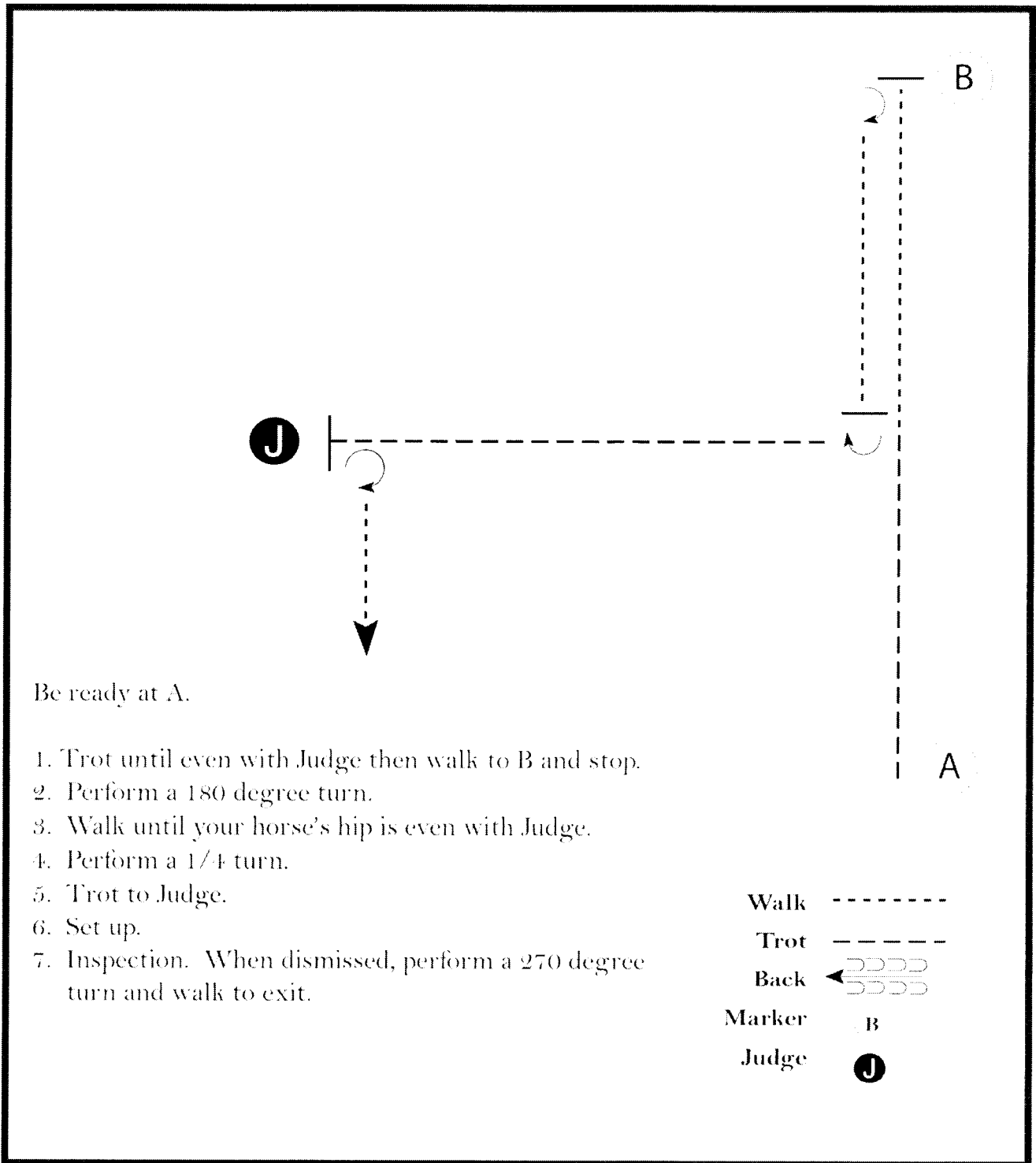
Pattern Provided by:

The Judges

Dal Worth ApHC Summer Sizzler

Walk Trot Showmanship

Show Date: 08-23-2024



[S/WT-120]

Pattern Provided by:

The Judges

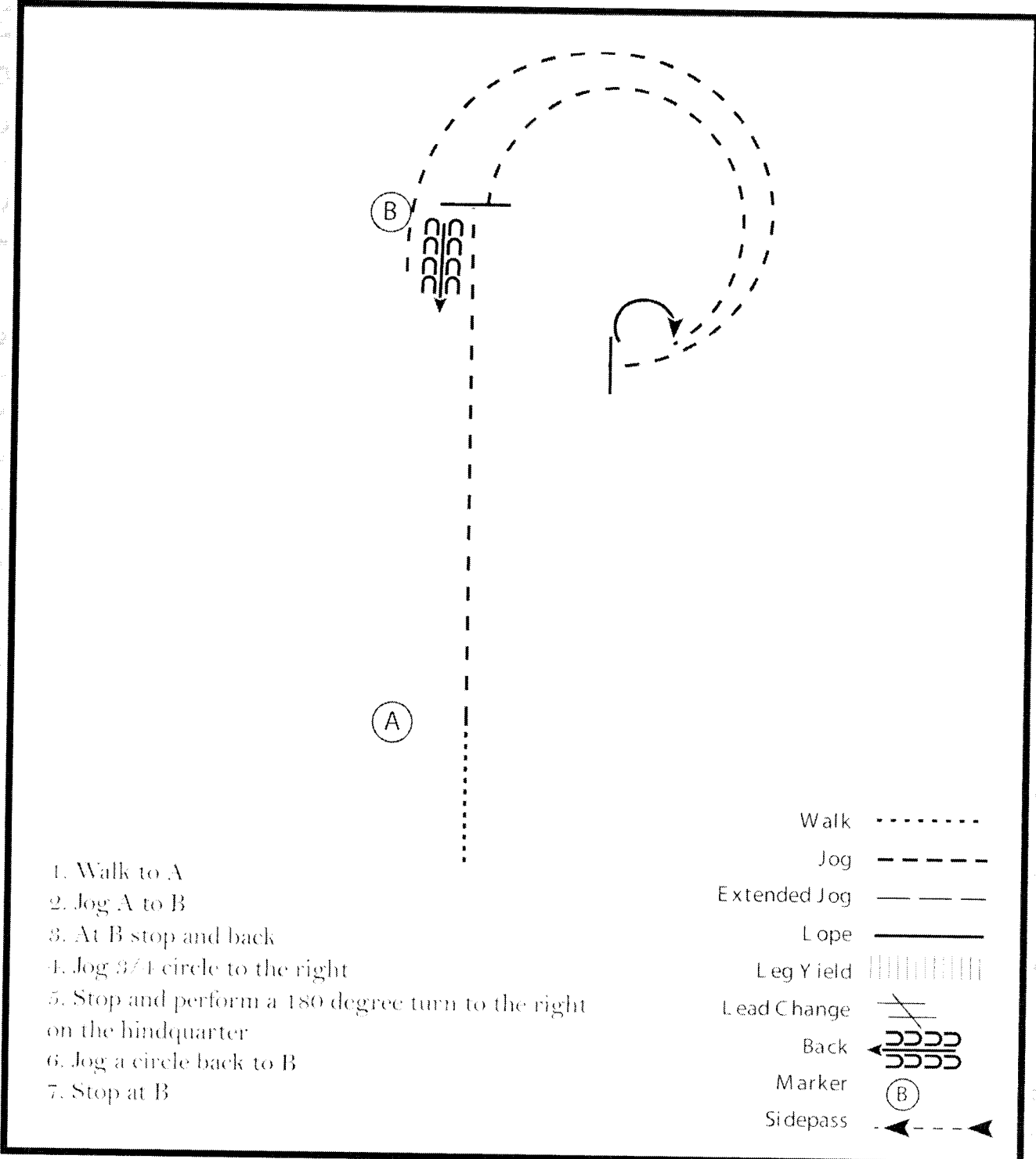
Dal Worth ApHC Summer Sizzler

Walk Trot Horsemanship

Show Date: 08-23-2024

W W W H O R S E S I N C O R P O R A T E D

W W W H O R S E S I N C O R P O R A T E D



1. Walk to A
2. Jog A to B
3. At B stop and back
4. Jog 3/4 circle to the right
5. Stop and perform a 180 degree turn to the right on the hindquarter
6. Jog a circle back to B
7. Stop at B

- Walk (dotted line)
- Jog - - - - - (dashed line)
- Extended Jog - - - - - (long-dashed line)
- Lope _____ (solid line)
- Leg Yield ||||| (vertical lines)
- Lead Change / (diagonal slash)
- Back ← - - - - - (dashed line with arrow pointing left)
- Marker (B) (circle with B)
- Sidepass ← - - - - - (dashed line with arrow pointing left)

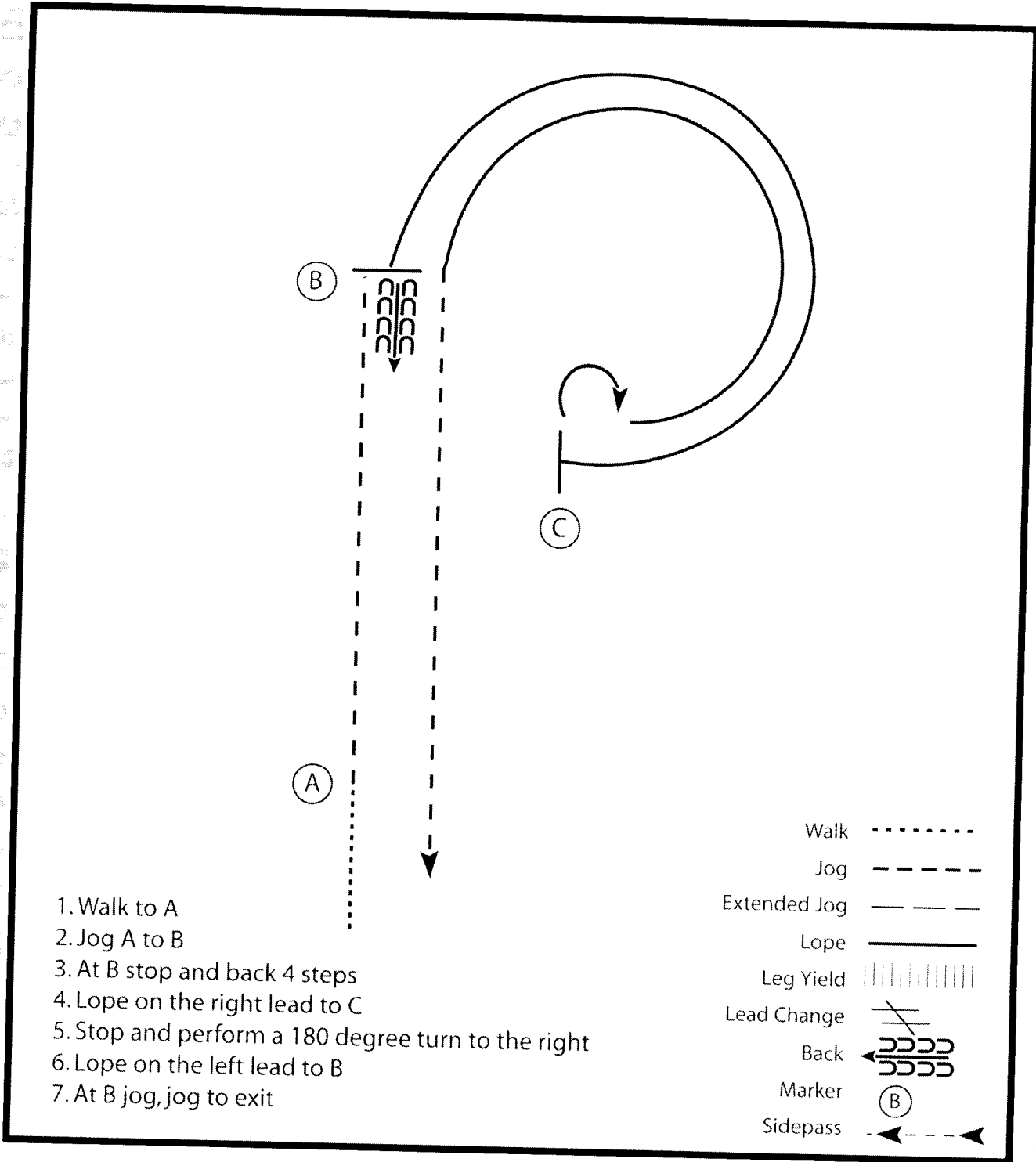
Pattern Provided by:
The Judges

[WH/WT-12]

Dal Worth ApHC Summer Sizzler

All Western Horsemanship

Show Date: 08-23-2024



Pattern Provided by:

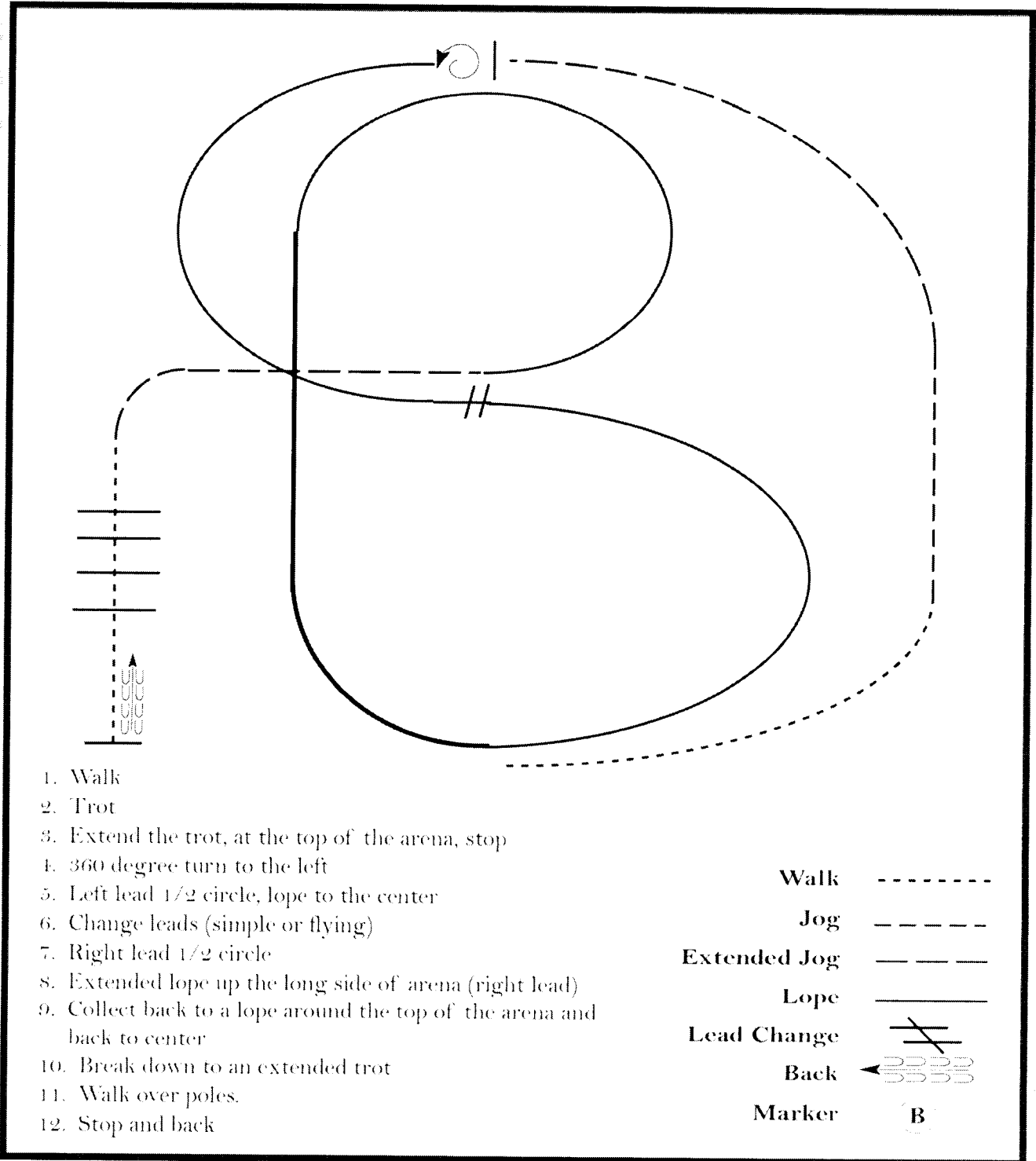
The Judges

[WH/2-49]


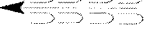

Dal Worth ApHC Summer Sizzler

Ranch Riding

Show Date: 08-23-2024



1. Walk
2. Trot
3. Extend the trot, at the top of the arena, stop
4. 360 degree turn to the left
5. Left lead 1/2 circle, lope to the center
6. Change leads (simple or flying)
7. Right lead 1/2 circle
8. Extended lope up the long side of arena (right lead)
9. Collect back to a lope around the top of the arena and back to center
10. Break down to an extended trot
11. Walk over poles.
12. Stop and back

- Walk -----
- Jog - - - - -
- Extended Jog - - - - -
- Lope _____
- Lead Change 
- Back 
- Marker 

[RR/1]

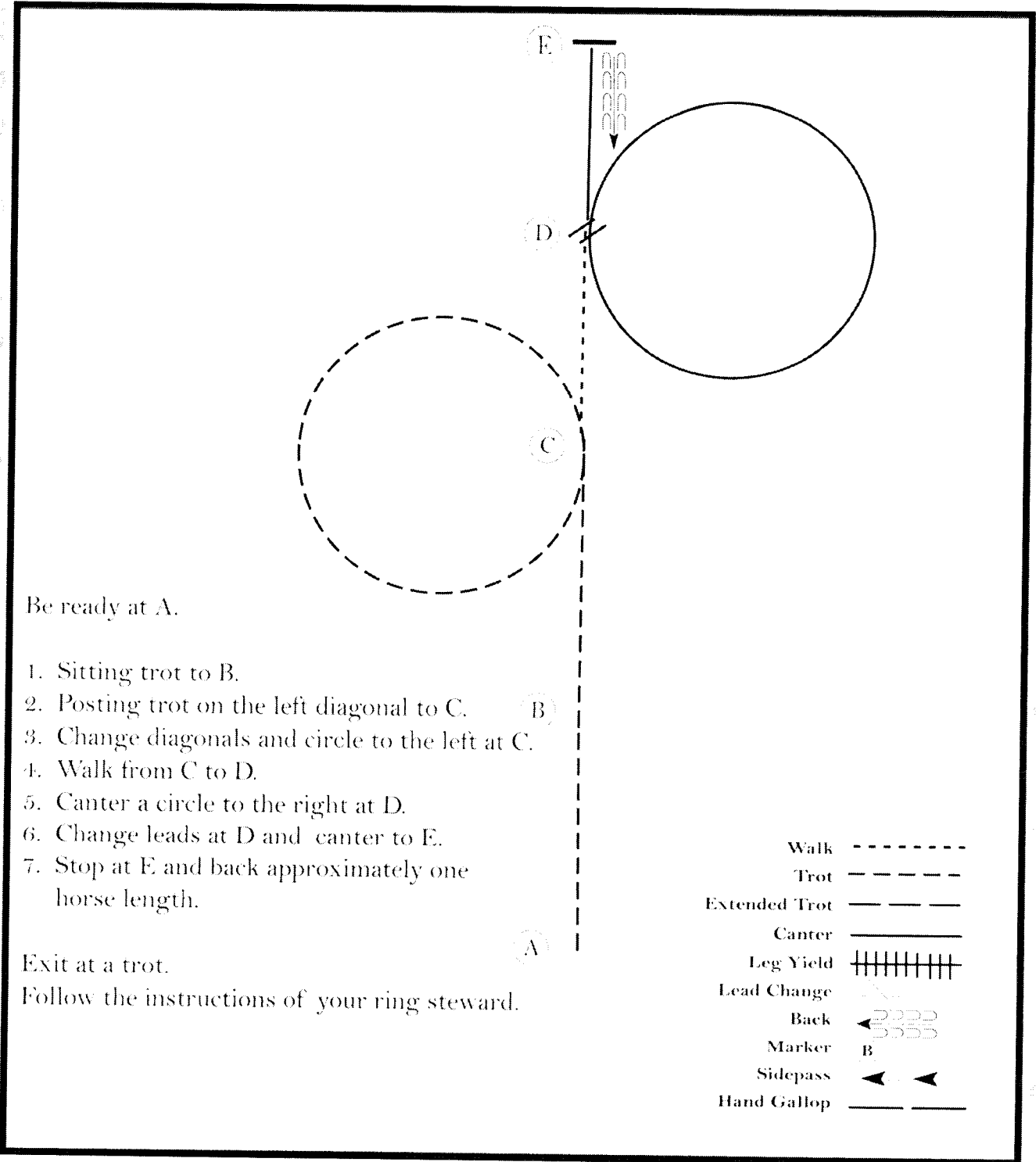
Pattern Provided by:

The Judges

Dal Worth ApHC Summer Sizzler

Saddle Seat Equitation

Show Date: 08-23-2024



[HSE/2-39]

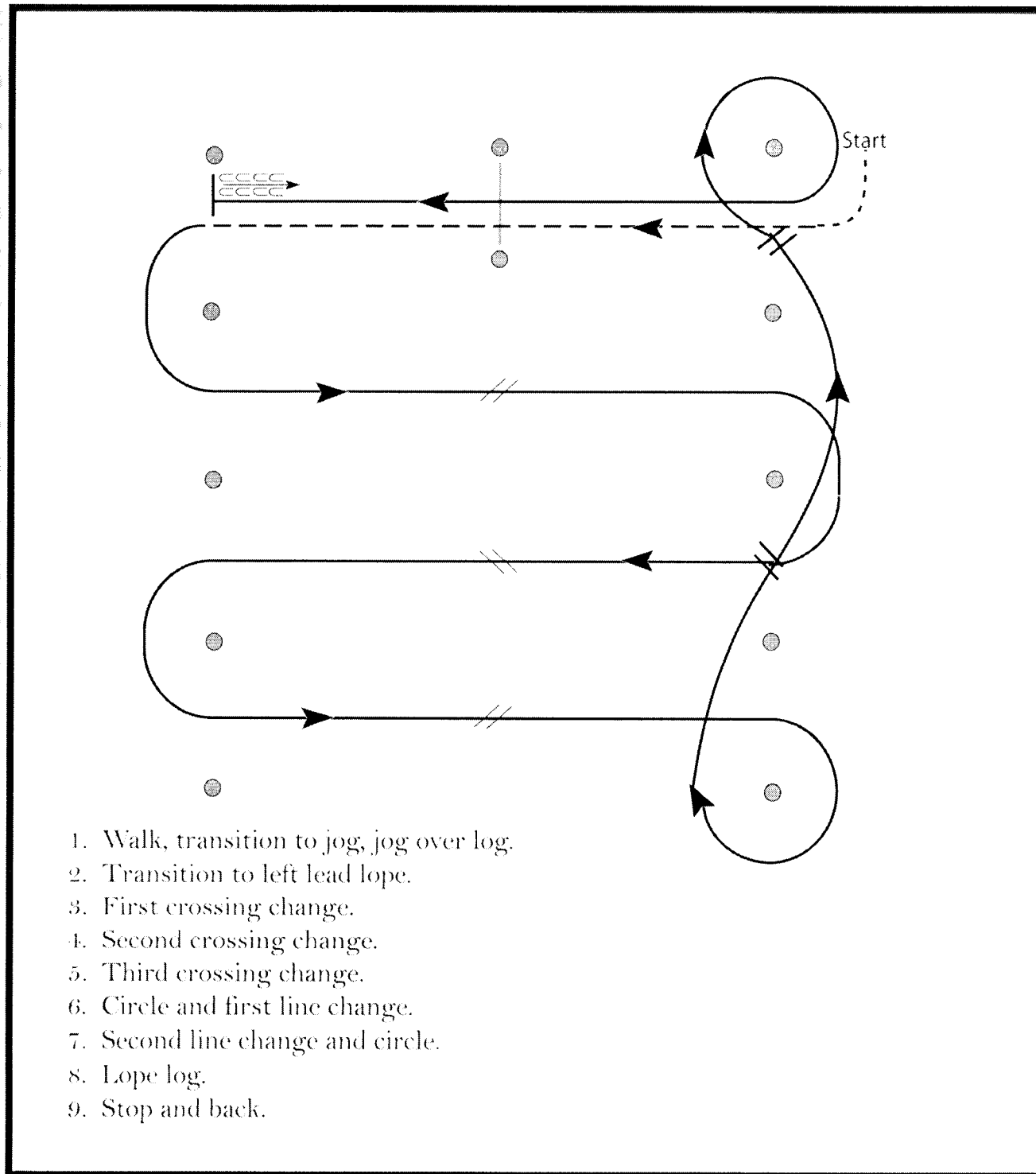
Pattern Provided by:

The Judges

Dal Worth ApHC Summer Sizzler

Green Western Riding

Show Date: 08-23-2024



[WR/GP-2]

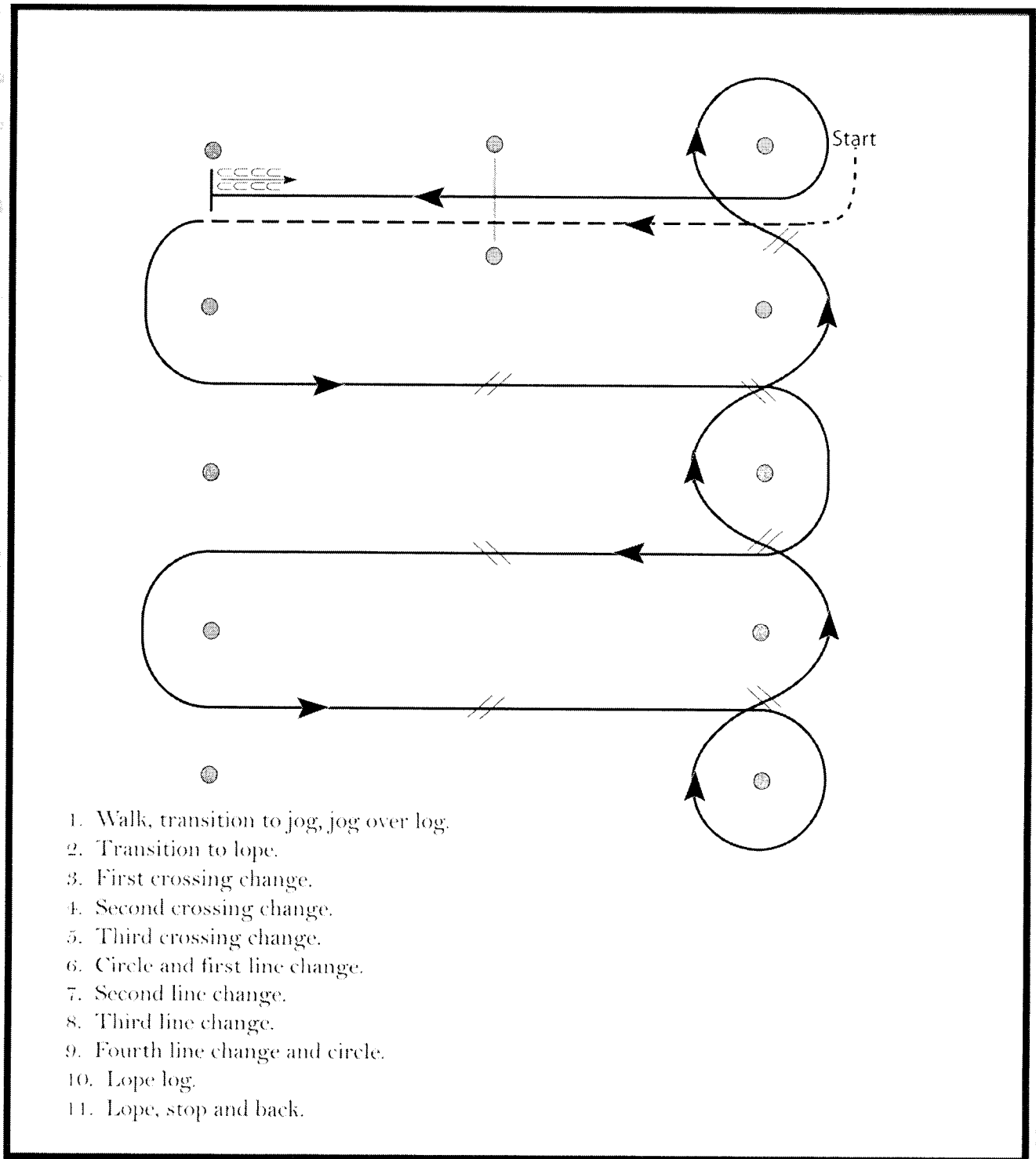
Pattern Provided by:

The Judges

Dal Worth ApHC Summer Sizzler

Western Riding

Show Date: 08-23-2024



[WR/OP-2]

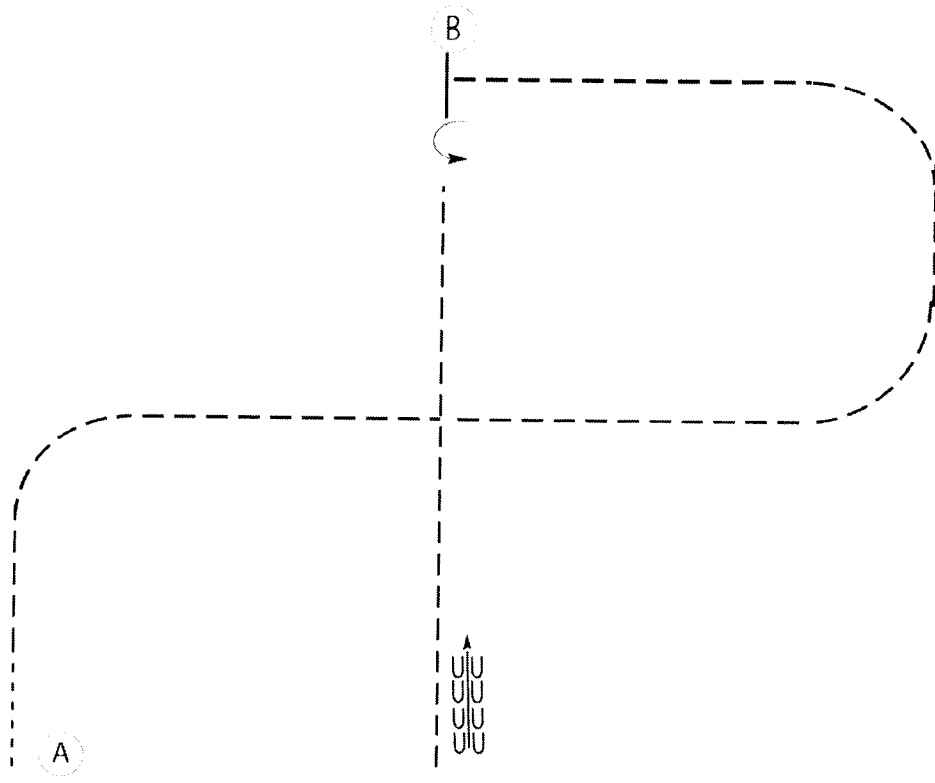
Pattern Provided by:

The Judges

Dal Worth ApHC Summer Sizzler

Walk Trot Equitation

Show Date: 08-23-2024



Be ready at A.

1. Forward walk for approximately 2 strides.
2. Trot on the left diagonal to center of pattern.
3. Change diagonals and trot on the right diagonal until even with B.
4. Stop and perform a 90 degree turn on the forehand to the left to change direction.
5. Sitting trot for 2-3 strides.
6. Trot on the left diagonal until even with A.
7. Stop and back.

Pattern is complete.

Walk	-----
Trot	- - - - -
Extended Trot	- - - - -
Canter	—————
Leg Yield	
Lead Change	∞
Back	←←←←←
Marker	B
Sidepass	← ←
Hand Gallop	-----

[HSE/WT-115]

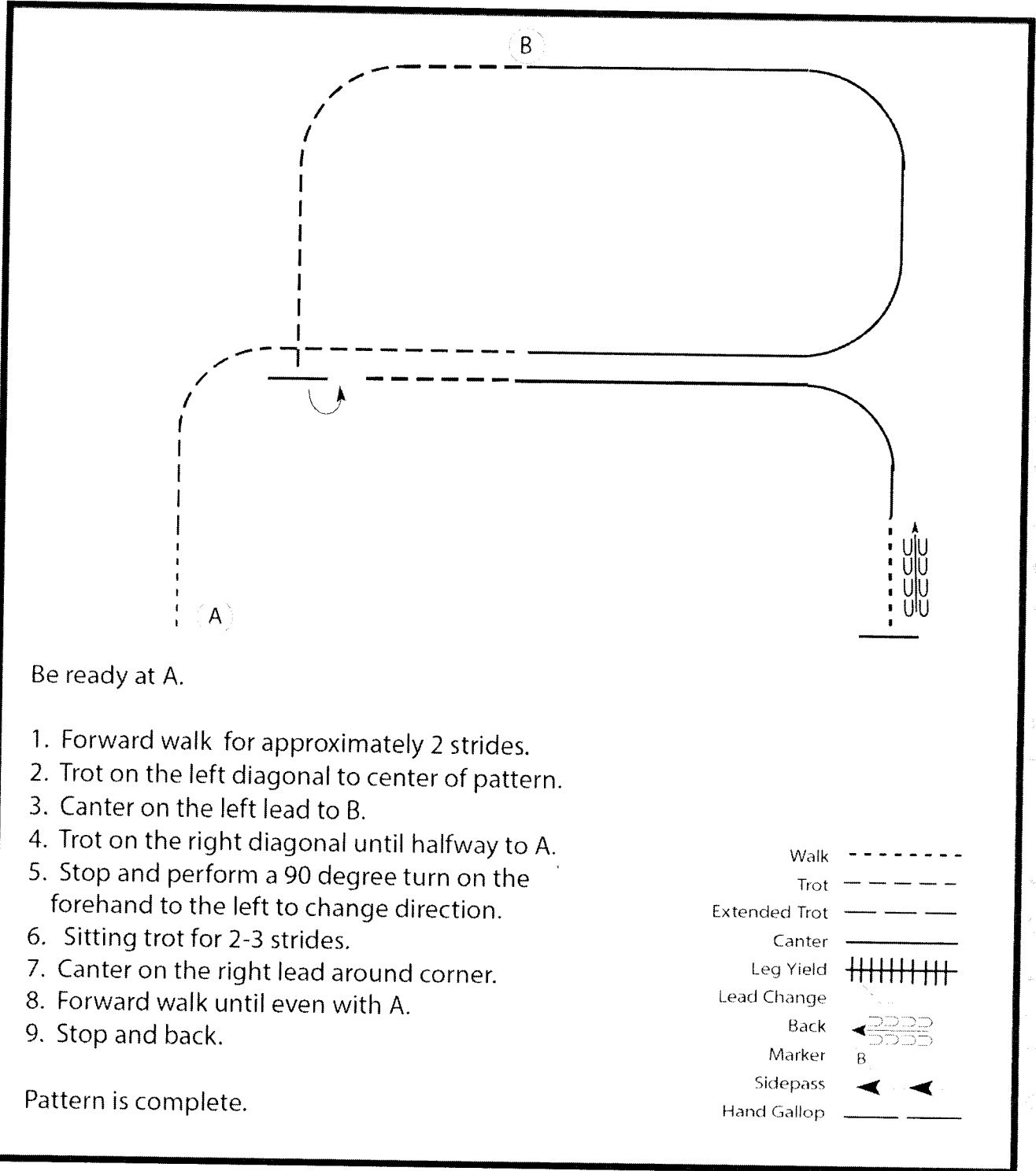
Pattern Provided by:

The Judges

Dal Worth ApHC Summer Sizzler

All Hunt Seat Equitation

Show Date: 08-23-2024




[HSE/1-115]

Pattern Provided by:

The Judges

RANCH TRAIL

SR, SR, NP
YOUTH,




2 1/2
3 1/2
6 1/2

2
3
4



2 1/2
3 1/2
4 1/2
5 1/2

2 1/2
3 1/2



*



2 1/2
3 1/2



2 1/2
3 1/2



*

2 1/2
3 1/2




2
3

2 1/2
3 1/2
4 1/2

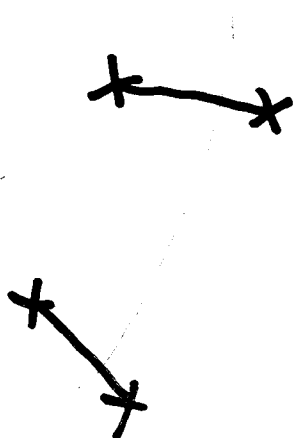
RANCH TRAIL

GREEN
NOVICE

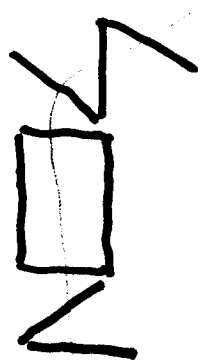


3000
3000
3000

3000
3000



3000
3000
3000



3000
3000

3000
3000




3000
3000

3000
3000
3000

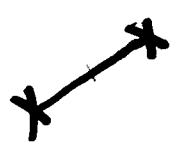
BANCH TRAIL

WALK TROT



① 2000
1000
2000

② 2000
1000
2000




③ 2000
1000
2000




*

④ 2000
1000
2000



⑤ 2000
1000
2000

⑥ 2000
1000
2000



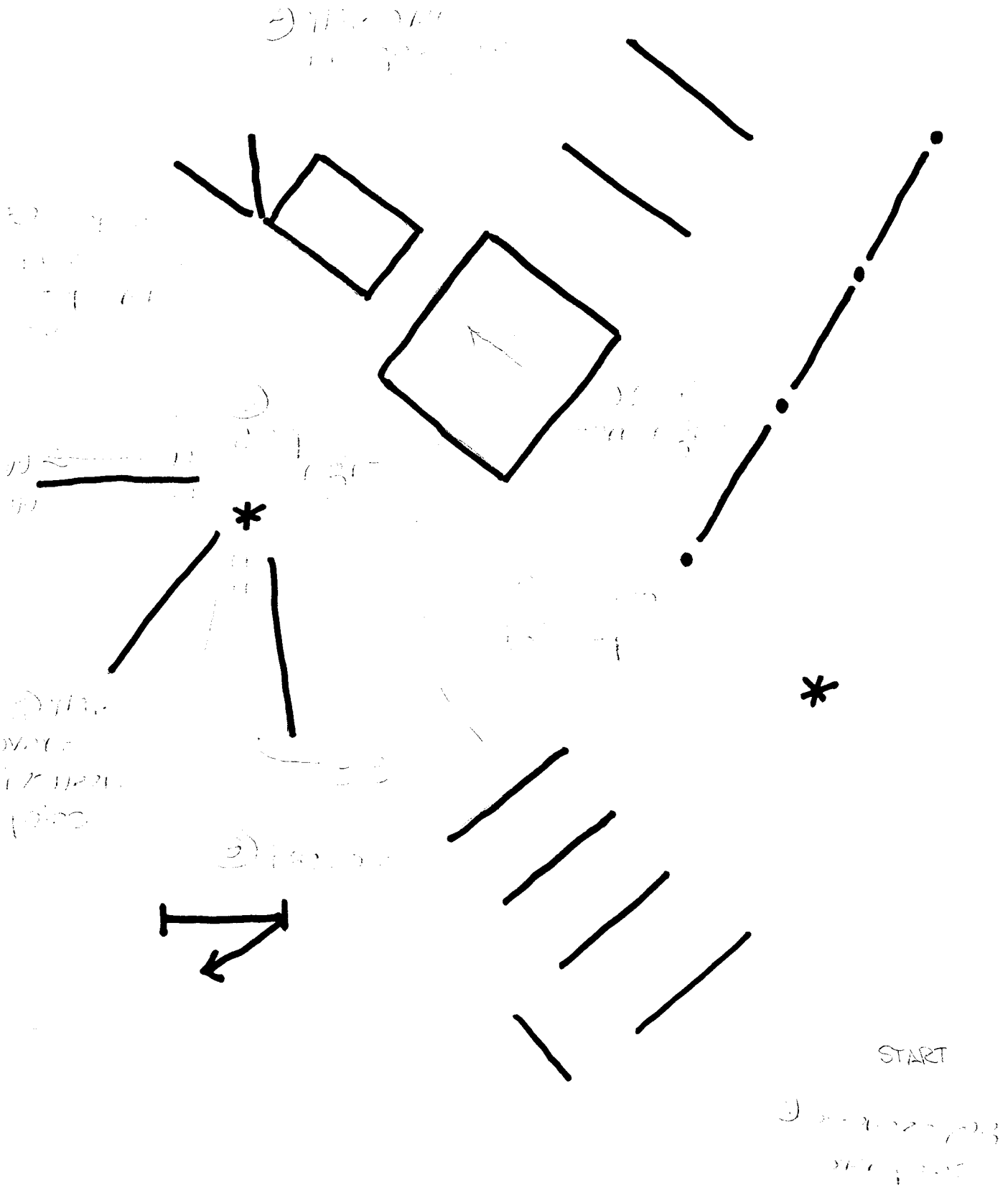
*

⑦ 2000
1000
2000

⑧ 2000
1000
2000

TRAIL

WALK TROT, IN HAND



TRAIL

GREEN, NOVICE

2014-11-12

① 11.1.100
1000000000

② 101212
101212

③ 101212
101212

④ 101212
101212

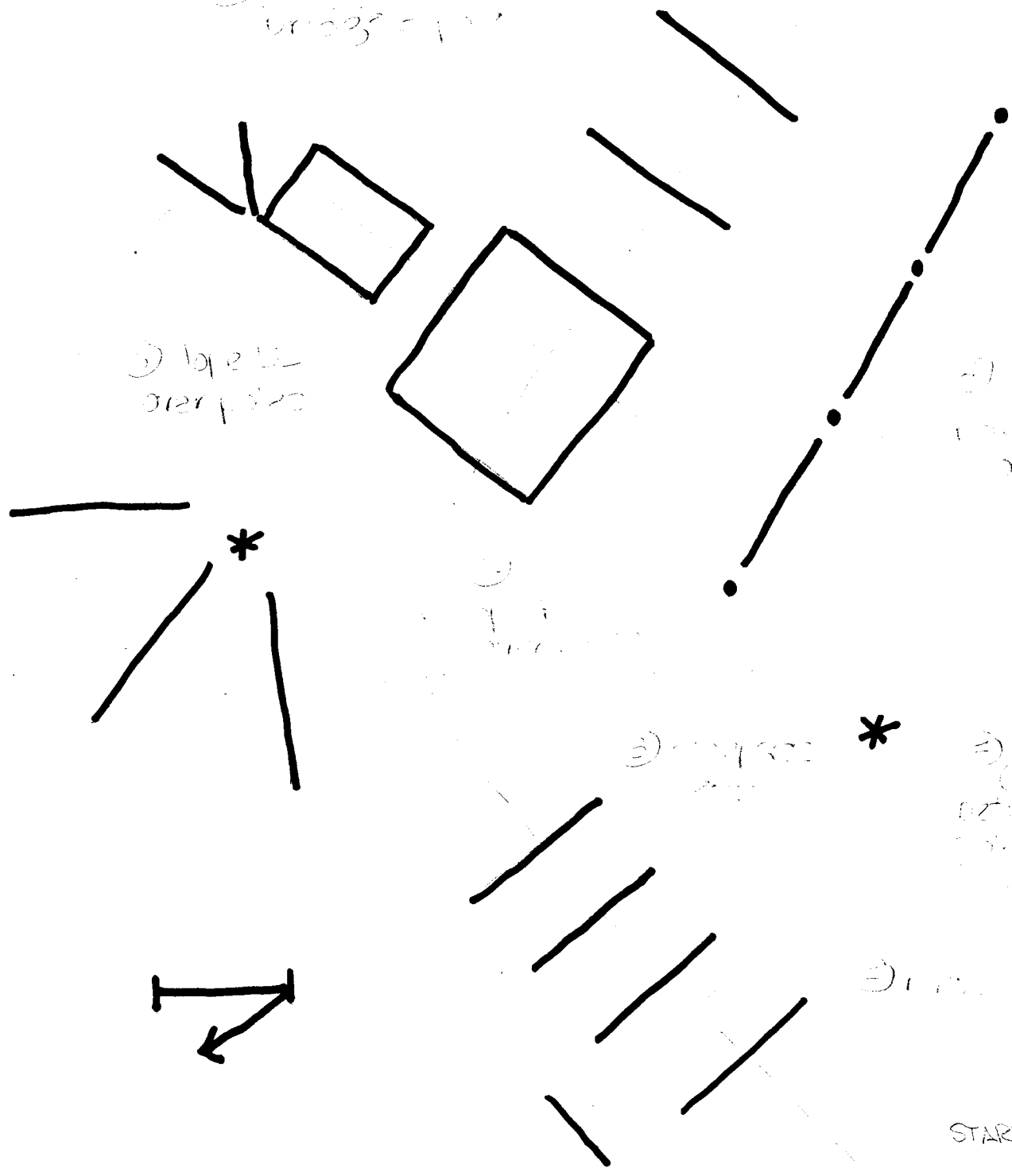
⑤ 101212
101212

⑥ 101212
101212

⑦ 101212
101212

START

⑧ 101212
101212



TRAIL

JR, SR, NP, 35+, MASTERS, YOUTH

